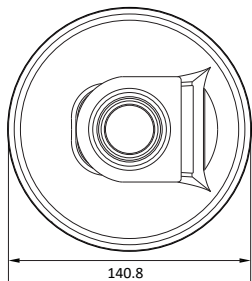
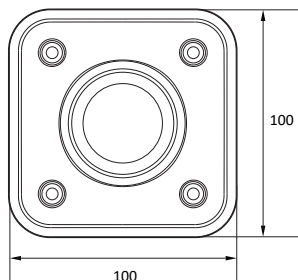


# 1. Dimension & Accessories

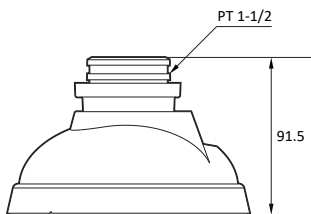
---



140.8



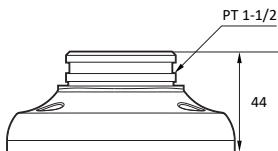
100



91.5

PT 1-1/2

[Head]



44

PT 1-1/2

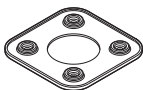
[Mount Case]



Screw &  
Plastic Anchor-4pcs



Mount Screw



Bottom Pad



Manual



Template Sheet