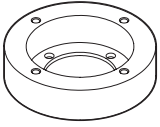


1. Dimension & Accessories

☒ Please check if all the camera and accessories are included in the package.

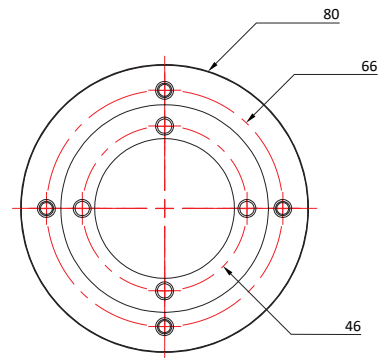


Ceiling Mount Bracket Manual Indoor Micro Dome Camera

Quick Manual

Ver. 1.0 / 2021.05

Before installing and using the Camera, please read this manual carefully.
Be sure to keep it handy for future reference.

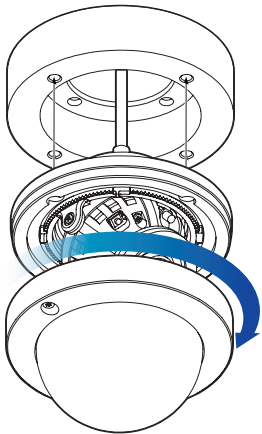


Mount
Screw 4ea



Manual

2. Installation



- 1 Mount the ceiling mount on the wall.
- 2 Connect the cable.
- 3 Attach the camera bottom to the mount hole.
- 4 After adjusting the camera, attach the upper case to complete the mounting.